

Scaled data based on original data using
LM-79-08 Approved Method: Electrical and Photometric Measurements of Solid-
State Lighting Products

Test Report Prepared for
Cooper Lighting Solutions
(formerly Eaton)

Brand: INVUE

Report Number: P401624

Luminaire Tested: **ENT-SA1E-727-U-T3**

Issue Date: 5/20/2020

Test Information

Test Method: LM-79-08
Report Number: P401624
TEST IS SCALED FROM IESNA LM-79-08 TEST DATA (G1-2004-754-13)
Test Lab: INNOVATION CENTER
Issue Date: 5/20/2020
Manufacturer: COOPER LIGHTING SOLUTIONS (FORMERLY EATON)
Product Line: INVUE
Catalog Number: ENT-SA1E-727-U-T3
Description: ENTRI LED LUMINAIRE
(1) 70 CRI, 2700K, 1050mA LIGHTSQUARE WITH 16 LEDS AND TYPE III OPTICS
Light Source: -
Ballast/Driver: ELECTRONIC DRIVER

Summary

Lumens per Lamp: N/A
Luminaire Lumens: 5990 lumens
Efficiency: N/A
Efficacy: 104.7 lumens/watt
Luminous Opening: Rectangular (W 0.5' x L: 0.5' x H: 0')
IES Classification: Type III - Short - Semi-Cutoff
BUG Rating: B1 - U0 - G2

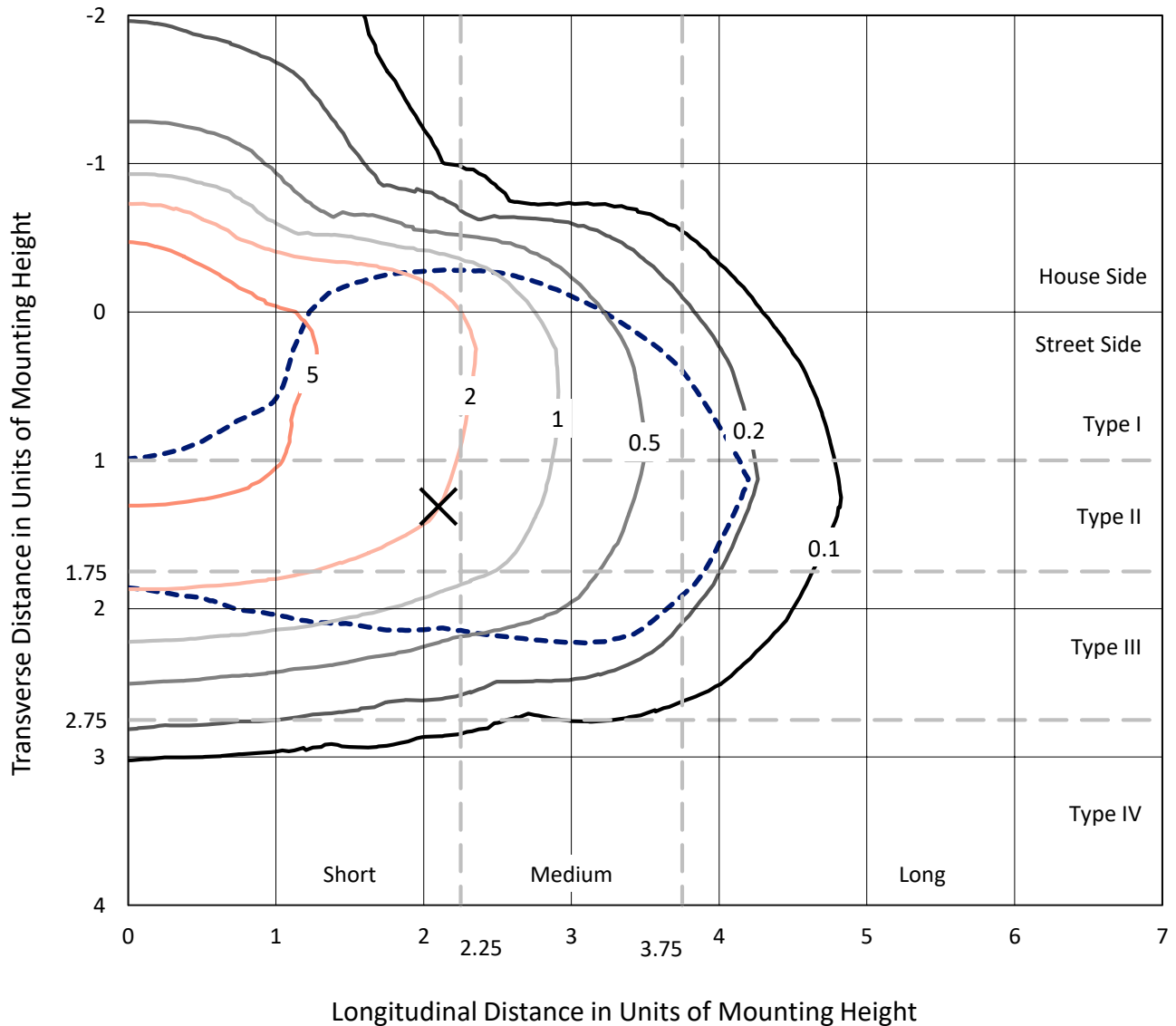
Input Watts (W): 57.2
Input Voltage (V): NR
Input Current (Ain): NR
Voltage Rise (V): NR
Power Factor: NR
Total Harmonic Distortion (THDi): NR
Frequency (hertz): 60
Stabilization Time: NR
Operation Time: NR
Ambient Temperature (°C): NR
Test Distance: 25 FT



REPORT NUMBER: P401624
 CATALOG NUMBER: ENT-SA1E-727-U-T3

Iso-Footcandle Lines of Horizontal Illumination

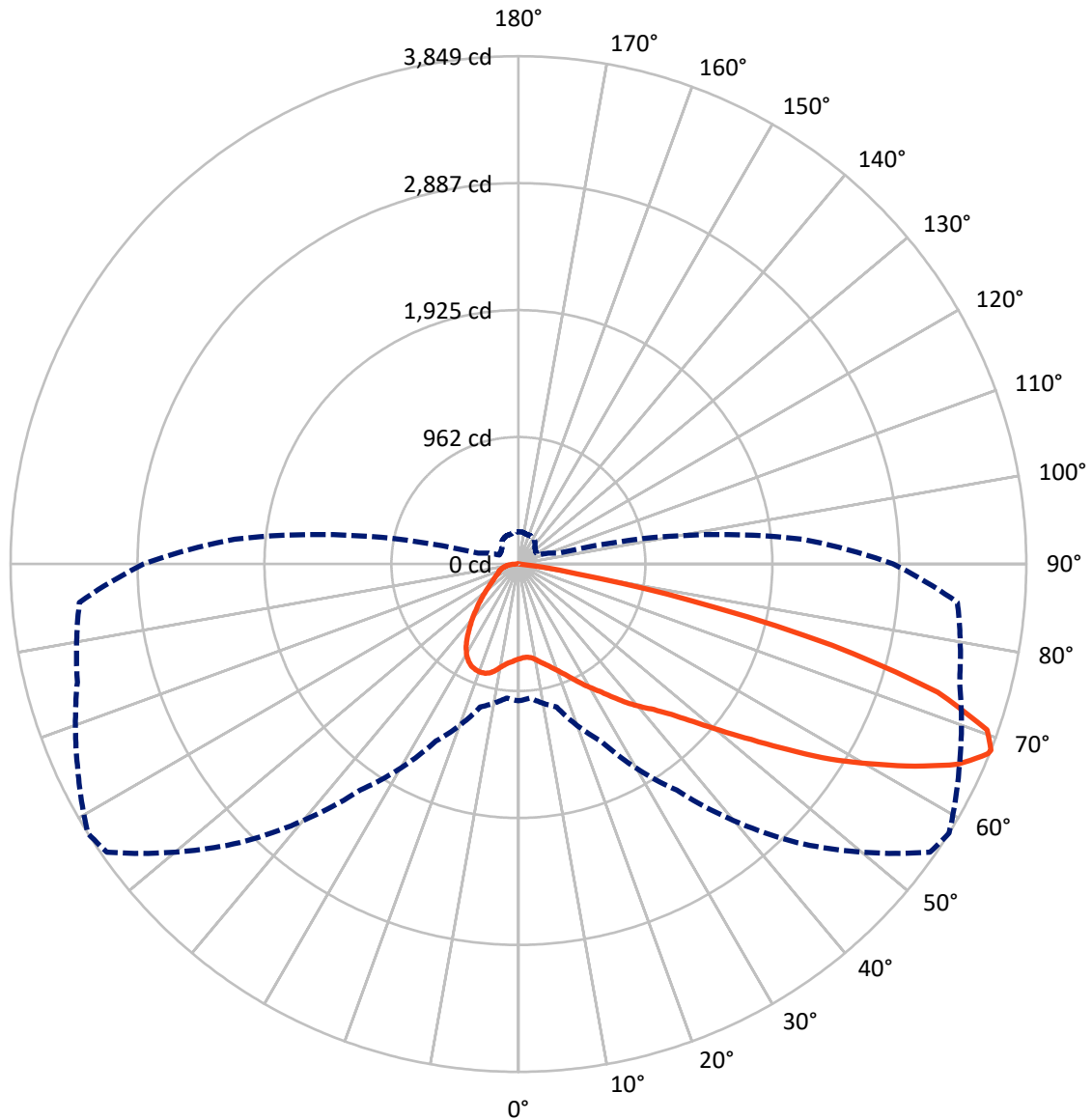
× Max cd
 - - - 1/2 Max cd



Based on 10 foot mounting height. Maximum calculated value = 8 fc
 Type III - Short - Semi-Cutoff

REPORT NUMBER: P401624
CATALOG NUMBER: ENT-SA1E-727-U-T3

Luminous Intensity Polar Plot



— Vertical Plane Through 58-Deg Lateral - - - Horizontal Cone Through 68-Deg Vertical

REPORT NUMBER: P401624

CATALOG NUMBER: ENT-SA1E-727-U-T3

FLUX DISTRIBUTION:

		Downward	Upward	Total
House Side	Lumens	1402.5	0.0	1402.5
	% Fixture	23.4	0.0	23.4
Street Side	Lumens	4587.5	0.0	4587.5
	% Fixture	76.6	0.0	76.6
Total	Lumens	5990.0	0.0	5990.0
	% Fixture	100.0	0.0	100.0

Coefficient of Utilization

ZONAL LUMENS:

Zone	Lumens	% Fixture
0°-10°	70.8	1.2
10°-20°	231.7	3.9
20°-30°	416.7	7.0
30°-40°	612.2	10.2
40°-50°	897.9	15.0
50°-60°	1342.1	22.4
60°-70°	1569.3	26.2
70°-80°	773.7	12.9
80°-90°	75.5	1.3
90°-100°	0.0	0.0
100°-110°	0.0	0.0
110°-120°	0.0	0.0
120°-130°	0.0	0.0
130°-140°	0.0	0.0
140°-150°	0.0	0.0
150°-160°	0.0	0.0
160°-170°	0.0	0.0
170°-180°	0.0	0.0
0°-90°	5990.0	100.0
0°-180°	5990.0	100.0



REPORT NUMBER: P401624

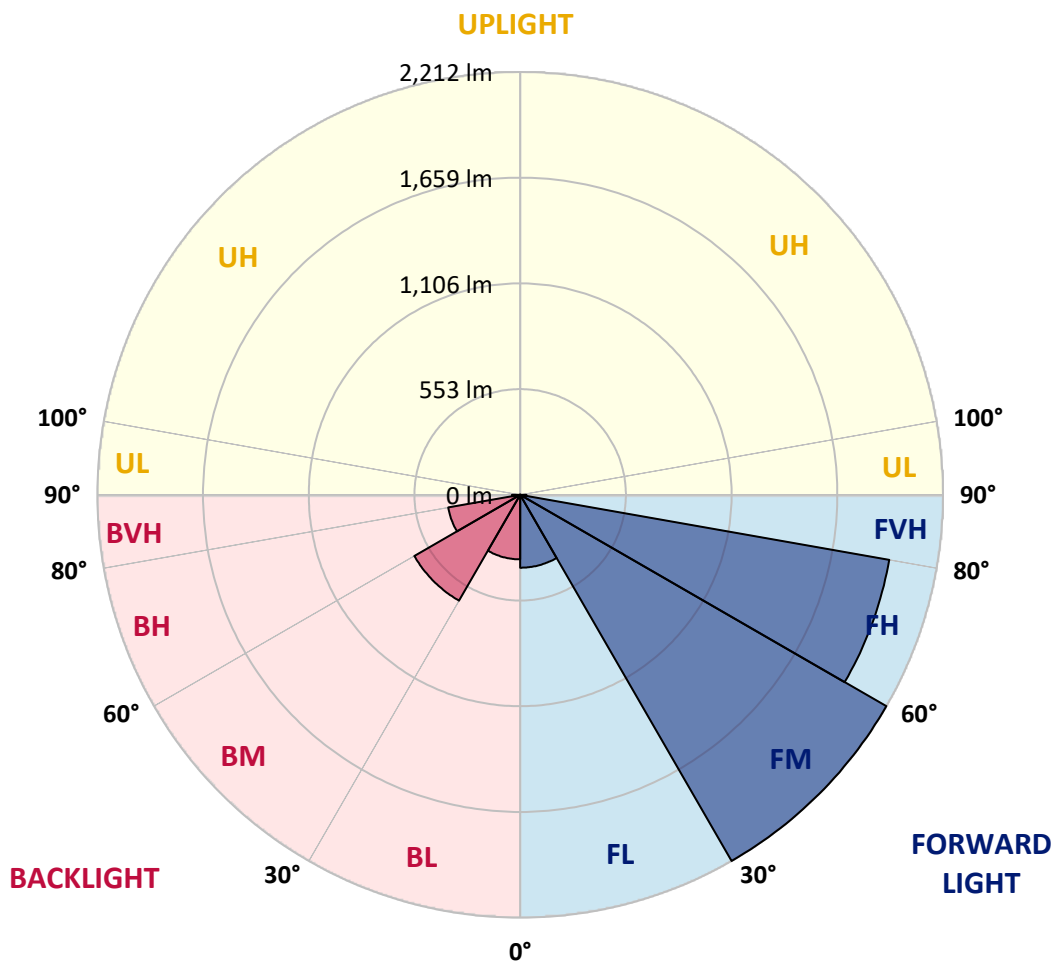
CATALOG NUMBER: ENT-SA1E-727-U-T3

LUMINAIRE CLASSIFICATION SYSTEM LUMEN TABLE AND BUG RATING:

Zone		Lumens	% Fixture	Zone Rating/Lumen Limit		
				B	U	G
FL	(0°-30°)	381.6	6.4			
FM	(30°-60°)	2212.5	36.9			
FH	(60°-80°)	1960.9	32.7			G2/5000
FVH	(80°-90°)	32.5	0.5			G1/100
BL	(0°-30°)	337.7	5.6	B1/500		
BM	(30°-60°)	639.7	10.7	B1/1000		
BH	(60°-80°)	382.1	6.4	B1/500		G1/500
BVH	(80°-90°)	43.0	0.7			G1/100
UL	(90°-100°)	0.0	0.0		U0/0	
UH	(100°-180°)	0.0	0.0		U0/0	

BUG Rating: B1-U0-G2

Type III Short





REPORT NUMBER: P401624

CATALOG NUMBER: ENT-SA1E-727-U-T3

CANDELA DISTRIBUTION (FULL):

	0°	5°	15°	25°	35°	45°	55°	58°	65°	75°	85°
0°	719.3	719.3	719.3	719.3	719.3	719.3	719.3	719.3	719.3	719.3	719.3
2.5°	701.8	701.8	704.3	705.1	706.8	708.4	710.1	711.0	713.5	716.8	718.5
5°	695.9	696.7	698.4	699.2	701.8	705.1	707.6	709.3	713.5	720.2	724.3
7.5°	709.3	711.8	712.6	713.5	714.3	716.8	716.8	717.6	721.8	728.5	734.4
10°	731.0	732.7	735.2	737.7	740.2	741.9	736.9	737.7	739.4	746.1	754.4
12.5°	758.6	758.6	759.5	762.8	765.3	770.3	765.3	765.3	765.3	771.2	781.2
15°	789.6	787.9	787.9	791.2	792.1	795.4	792.9	792.9	796.3	802.1	812.2
17.5°	824.7	827.2	824.7	823.0	820.5	822.2	823.9	825.5	832.2	841.4	847.3
20°	875.7	879.9	878.2	871.5	860.7	855.7	861.5	864.9	878.2	889.1	889.9
22.5°	956.9	954.4	951.8	940.1	918.4	905.0	905.8	910.9	931.8	948.5	940.1
25°	1032.1	1034.6	1034.6	1017.9	989.5	961.9	964.4	966.9	987.8	1002.9	980.3
27.5°	1123.3	1121.6	1120.8	1098.2	1063.9	1037.2	1022.9	1029.6	1044.7	1050.5	1007.0
30°	1217.8	1224.5	1217.8	1186.0	1153.4	1119.1	1090.7	1089.0	1096.5	1095.7	1038.8
32.5°	1331.6	1325.7	1323.2	1286.4	1245.4	1200.3	1164.3	1158.4	1154.3	1148.4	1076.5
35°	1419.4	1426.9	1426.9	1395.1	1346.6	1302.3	1246.3	1241.2	1231.2	1212.0	1125.8
37.5°	1523.1	1521.4	1527.3	1490.5	1442.0	1399.3	1347.5	1333.2	1310.7	1282.2	1184.4
40°	1624.3	1628.5	1641.9	1597.6	1553.2	1519.8	1446.2	1420.2	1385.9	1360.0	1269.7
42.5°	1762.3	1768.2	1773.2	1736.4	1683.7	1653.6	1539.8	1507.2	1488.0	1483.0	1382.6
45°	1929.6	1939.6	1943.8	1910.4	1880.3	1808.3	1657.8	1627.7	1606.8	1628.5	1536.5
47.5°	2090.2	2085.2	2104.4	2103.6	2106.9	2020.8	1827.6	1782.4	1762.3	1817.5	1713.0
50°	2180.5	2188.1	2229.9	2272.5	2331.9	2270.0	2024.1	1979.0	1955.5	2024.1	1920.4
52.5°	2227.4	2237.4	2293.5	2413.1	2539.4	2510.1	2260.8	2210.6	2190.6	2257.5	2142.9
55°	2231.6	2237.4	2312.7	2498.4	2697.4	2706.6	2531.0	2483.3	2455.7	2499.2	2385.5
57.5°	2162.1	2144.6	2274.2	2510.9	2798.6	2911.6	2827.9	2793.6	2715.8	2762.7	2686.6
60°	2038.3	2055.9	2183.0	2459.1	2841.3	3071.3	3125.7	3073.8	2983.5	3002.7	3011.1
62.5°	1851.0	1873.6	2005.7	2338.6	2807.0	3206.8	3400.9	3374.9	3253.7	3243.6	3258.7
65°	1584.2	1570.8	1718.0	2075.1	2644.7	3252.0	3671.0	3660.2	3515.5	3397.5	3403.4
67.5°	1142.5	1130.0	1232.9	1601.7	2205.6	3083.9	3814.9	3839.1	3673.5	3465.3	3374.9
68°	1037.2	1019.6	1122.5	1480.5	2092.7	2986.8	3807.4	3849.2	3685.2	3461.1	3339.8
70°	597.2	568.8	668.3	966.1	1540.7	2514.3	3653.5	3768.9	3657.6	3380.0	3109.8
72.5°	187.4	187.4	258.5	390.6	756.1	1590.9	3125.7	3322.2	3345.7	3072.2	2584.5
75°	117.1	117.1	134.7	184.8	301.1	675.0	2156.3	2455.7	2658.1	2586.2	1884.4
77.5°	79.5	77.8	89.5	114.6	168.1	216.6	1082.3	1329.9	1626.0	1765.7	1102.4
80°	43.5	44.3	55.2	68.6	95.4	100.4	317.8	449.2	716.0	838.9	418.2
82.5°	25.1	24.3	26.8	30.1	41.8	43.5	91.2	112.1	187.4	174.0	112.1
85°	0.0	0.8	0.8	0.8	1.7	4.2	11.7	17.6	28.4	39.3	27.6
87.5°	0.0	0.0	0.0	0.0	0.8	0.8	1.7	1.7	1.7	1.7	2.5
90°	0.0	0.0	0.0	0.0	0.0	0.0	0.0	0.0	0.0	0.0	0.0



REPORT NUMBER: P401624

CATALOG NUMBER: ENT-SA1E-727-U-T3

CANDELA DISTRIBUTION (continued):

	90°	95°	105°	115°	125°	135°	145°	155°	165°	175°	180°
0°	719.3	719.3	719.3	719.3	719.3	719.3	719.3	719.3	719.3	719.3	719.3
2.5°	720.2	722.7	726.8	730.2	731.9	730.2	736.0	735.2	736.9	736.9	738.6
5°	727.7	731.0	738.6	742.7	746.9	748.6	755.3	757.0	760.3	762.0	761.1
7.5°	738.6	742.7	751.9	759.5	765.3	769.5	780.4	785.4	790.4	792.1	793.8
10°	758.6	764.5	774.5	783.7	792.1	797.9	807.1	813.8	818.9	820.5	822.2
12.5°	785.4	792.1	804.6	817.2	826.4	829.7	828.9	827.2	827.2	826.4	827.2
15°	816.3	823.0	838.9	850.6	851.5	840.6	825.5	818.0	816.3	816.3	817.2
17.5°	852.3	860.7	870.7	877.4	861.5	834.7	817.2	809.7	808.0	807.1	805.5
20°	893.3	898.3	901.7	893.3	858.2	827.2	807.1	796.3	787.9	787.1	783.7
22.5°	936.8	935.1	930.9	900.8	849.0	809.7	782.0	762.0	751.1	750.3	746.9
25°	968.6	961.9	949.3	902.5	832.2	781.2	741.9	710.1	695.9	689.2	690.9
27.5°	989.5	975.3	953.5	894.1	803.0	737.7	682.5	640.7	619.8	616.4	618.9
30°	1014.6	992.0	956.9	873.2	761.1	676.7	604.7	562.9	551.2	545.3	547.0
32.5°	1044.7	1015.4	967.7	841.4	708.4	605.6	527.8	498.5	485.1	474.2	477.6
35°	1084.0	1047.2	985.3	796.3	641.5	530.3	472.6	445.8	421.6	409.8	410.7
37.5°	1130.0	1088.2	1000.4	743.6	568.8	473.4	424.9	393.1	363.0	340.4	336.2
40°	1203.6	1169.3	1012.9	685.0	499.3	426.6	378.1	342.1	313.7	291.1	288.6
42.5°	1326.6	1267.2	1013.7	614.8	440.0	386.4	339.6	300.3	268.5	249.3	248.4
45°	1471.3	1379.3	996.2	539.5	388.1	346.3	305.3	261.0	242.6	230.0	228.3
47.5°	1642.7	1508.1	957.7	469.2	343.8	307.0	270.2	243.4	230.0	220.8	220.8
50°	1838.4	1659.4	919.2	409.0	301.1	275.2	250.1	235.9	225.8	217.5	216.6
52.5°	2059.3	1838.4	906.7	347.9	266.0	245.9	243.4	230.0	221.7	215.8	214.1
55°	2322.7	2039.2	918.4	300.3	238.4	234.2	239.2	228.3	222.5	213.3	210.8
57.5°	2627.2	2234.9	905.8	260.1	219.1	223.3	234.2	228.3	223.3	211.6	208.3
60°	2914.1	2409.7	820.5	226.7	200.7	209.9	227.5	220.8	213.3	210.8	209.1
62.5°	3068.0	2466.6	654.1	200.7	186.5	196.6	216.6	208.3	203.2	209.1	209.9
65°	3069.6	2402.2	480.9	181.5	174.8	184.8	205.8	203.2	206.6	220.0	222.5
67.5°	2899.0	2206.5	339.6	163.9	163.1	175.6	210.8	227.5	230.0	243.4	243.4
68°	2840.5	2158.0	315.3	161.4	160.6	175.6	215.0	231.7	233.4	245.9	245.1
70°	2519.3	1824.2	228.3	151.4	156.4	188.2	237.5	243.4	233.4	247.6	246.7
72.5°	1968.9	1349.1	170.6	140.5	148.9	185.7	239.2	233.4	218.3	221.7	217.5
75°	1330.7	859.8	140.5	128.8	132.2	157.2	217.5	220.0	202.4	199.1	194.0
77.5°	696.7	403.2	113.8	114.6	117.9	136.3	194.0	199.9	184.0	174.0	172.3
80°	256.8	159.8	92.8	101.2	102.9	119.6	166.4	175.6	160.6	153.1	151.4
82.5°	93.7	79.5	77.0	88.7	87.0	102.0	145.5	152.2	136.3	128.8	124.6
85°	25.9	29.3	48.5	69.4	67.7	79.5	117.1	123.0	109.6	90.3	87.8
87.5°	1.7	5.9	19.2	41.0	42.7	49.3	84.5	92.8	81.1	66.9	66.1
90°	0.0	0.0	0.0	0.0	0.0	0.0	0.0	0.0	0.0	0.0	0.0

(END OF REPORT)